



**ReSHAPE/PRIN DATA**  
**Data created from the EDRIS dataset - Time Frame: 1999-2012**  
 (Credits: ReSHAPE/PRIN Data, October 2014)  
 Prepared by Fulvio Attinà

**ECHO and TEDD Countries' emergency aid to the MENA countries**

**Acknowledgements** Research funded by the Italian Ministry of Education, University and Research (MIUR) as Research Project of National Interest (PRIN) under Grant no. E61J12000200001; and by the European Commission's Lifelong Learning Programme, under Grant no. n. 2012-2839 / 001 – 001.

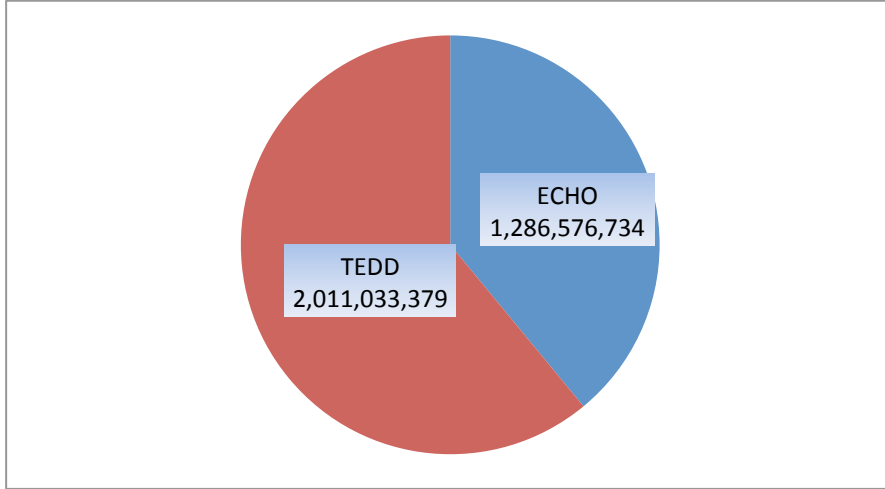
**Donors:** Belgium, Denmark, Finland, France, Germany, Ireland, Italy, Netherlands, Spain, Sweden United Kingdom [EU Top Eleven Direct Donor (TEDD) Countries]

**Receivers:** Algeria, Egypt, Iran, Iraq, Israel, Jordan, Lebanon, Libya, Morocco, Palestinian Territory, Syria, Tunisia, Turkey, Yemen [Middle East And North Africa (MENA) Countries]

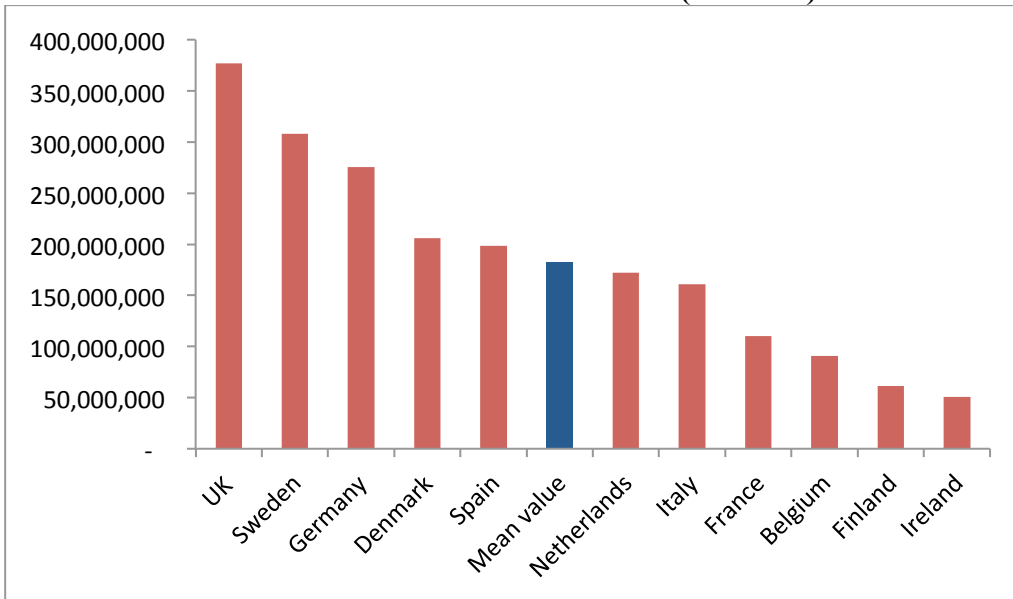
Individual TEDD countries' emergency-aid allocation to individual MENA countries – 1999-2012

	Belgium	Denmark	Finland	France	Germany	Ireland	Italy	Netherlands	Spain	Sweden	UK
Algeria	3.831.068	77.052	3.068.188	2.428.065	2.603.921	700.000	6.724.726	156.045	25.206.222	12.330.753	375.336
Egypt		73.735			2.290.926		2.000.000			321.700	
Iran	1.757.606	1.079.592	1.000.000	1.220.645	9.981.029	2.012.627	1.009.948	1.441.457	20.204.373	2.620.007	4.594.451
Iraq	8.830.630	77.138.433	14.100.000	10.443.506	49.117.172	17.808.749	20.469.550	62.701.580	92.677.264	85.043.548	185.738.804
Israel		1.163.394	1.707.754	73.260	307.435			13.682		2.100.068	
Jordan	1.000.000	6.002.897	870.000	534.784	6.678.532	530.000	4.755.974	2.450.000	1.100.000	2.213.982	
Lebanon	5.600.000	10.390.141	5.409.588	18.307.261	16.075.622	4.634.212	59.767.116	14.219.873	5.727.702	16.713.829	14.958.925
Libya		6.222.158	1.650.000	2.840.440	10.872.415	1.000.000	6.978.120	2.500.000	7.400.345	15.807.690	5.264.750
Morocco	3.798.948			881.159		200.000	410.340	28.009		32.062	228.792
Palestinian Territory	59.004.036	87.007.005	18.100.000	52.405.175	94.054.502	20.475.571	41.625.572	49.644.878	36.200.588	124.886.902	18.900.860
Syria	2.000.000	12.597.064	3.547.418	13.811.421	47.522.179	800.000	5.586.190	20.787.564	3.000.000	16.581.415	85.600.173
Tunisia	1.000.000	214.612	1.200.000	167.284	978.348		1.873.585		362.539	2.031.881	
Turkey	2.786.595	586.137	1.282.074	722.156	17.787.818	1.641.549	1.818.836	5.588.844	2.127.071	4.624.982	1.605.371
Yemen	1.000.000	3.626.272	9.661.697	6.345.306	17.081.191	800.000	7.763.313	12.834.188	4.551.156	22.502.607	59.729.487
Total	90.608.883	206.178.492	61.596.719	110.180.462	275.351.090	50.602.708	160.783.270	172.366.120	198.557.260	307.811.426	376.996.949

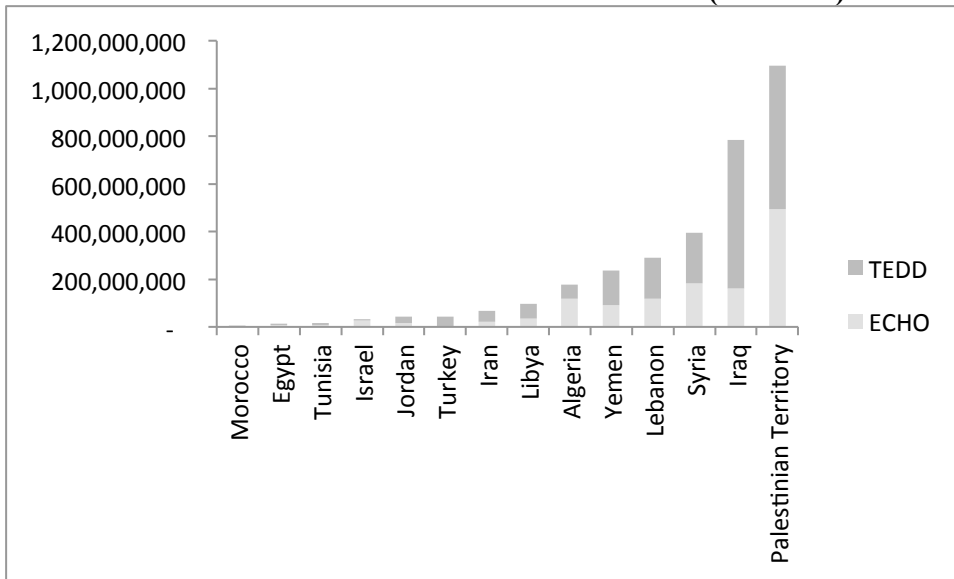
**Total aid by ECHO and the TEDD countries to the MENA countries (in Euros) – 1999-2012**



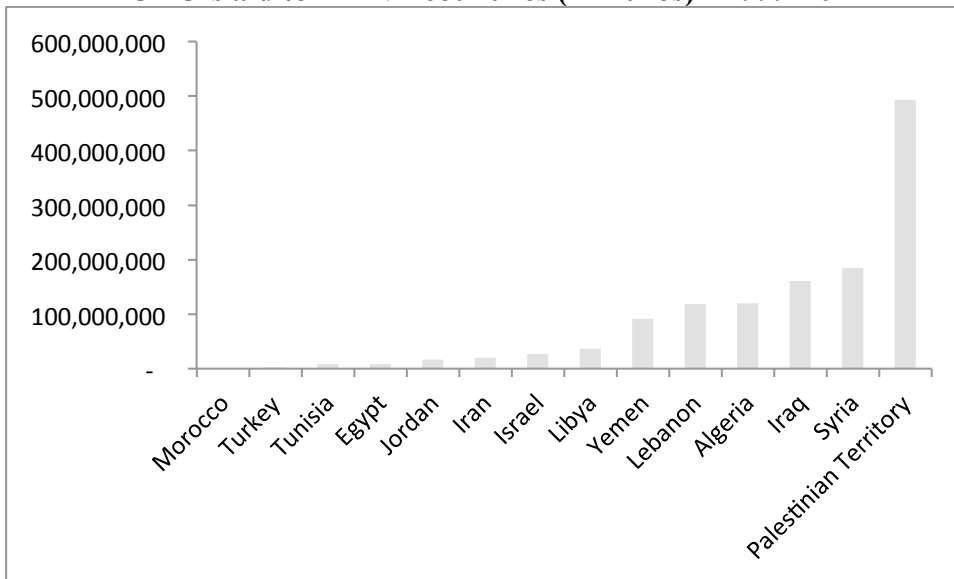
**TEDD countries' total aid to MENA countries (in Euros) – 1999-2012**



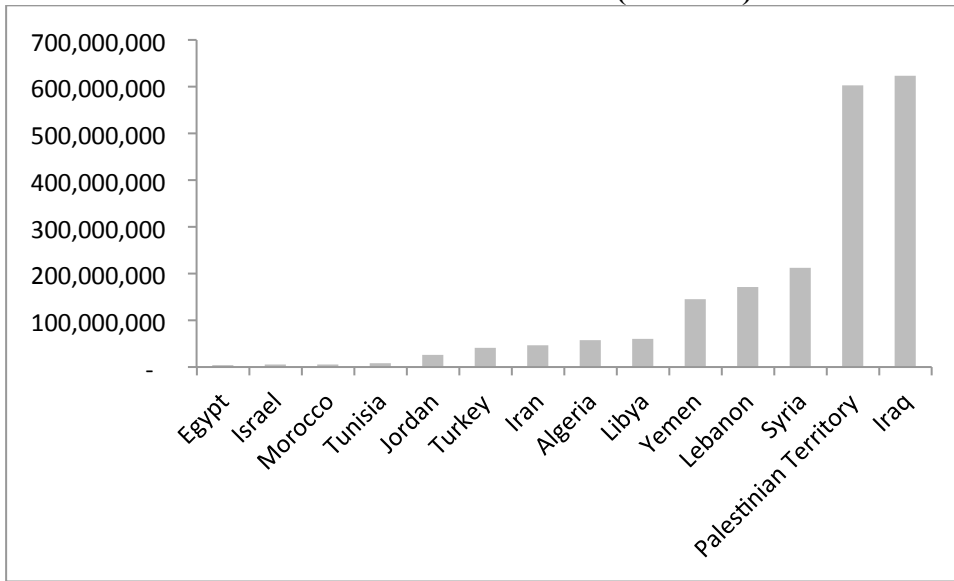
**ECHO's and TEDD countries' aid to MENA countries (in Euros) – 1999-2012**



**ECHO's aid to MENA countries (in Euros) – 1999-2012**

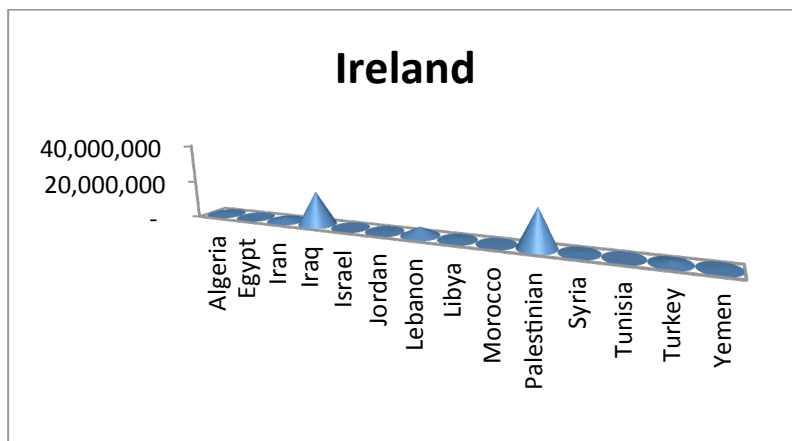
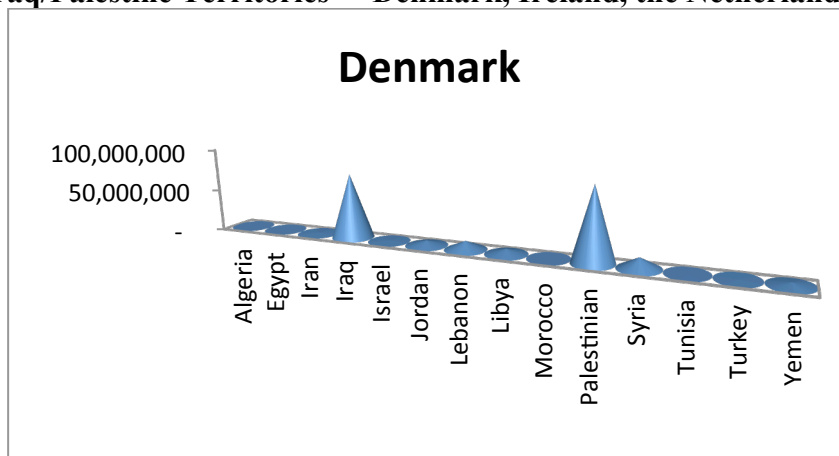


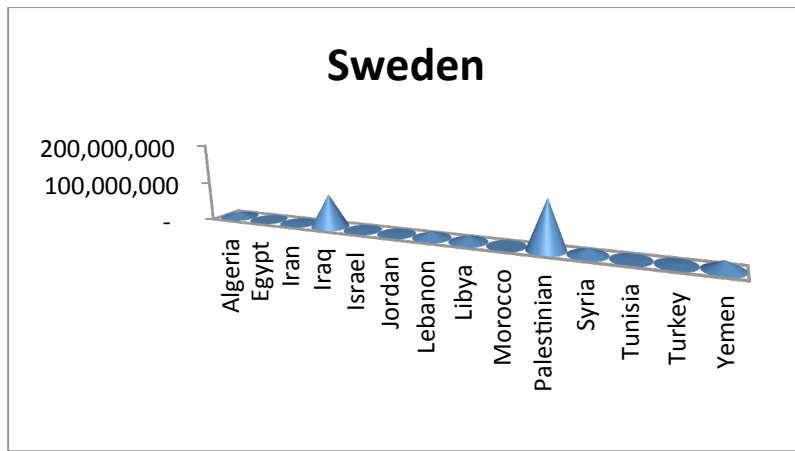
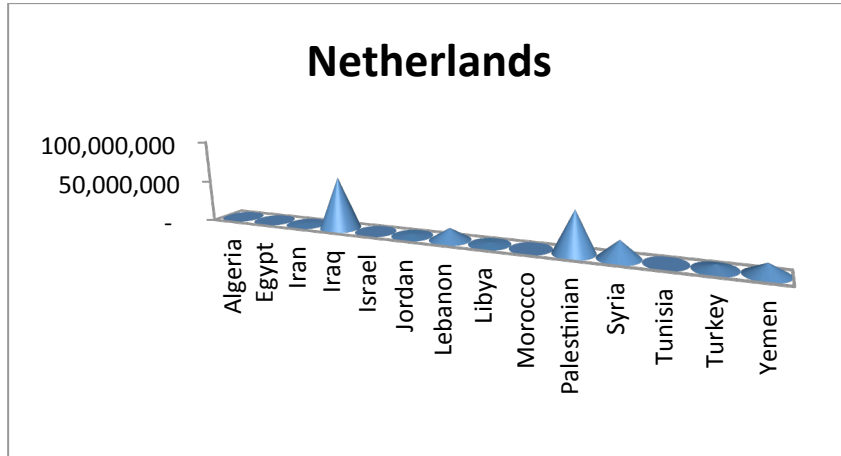
**TEDD countries' aid to MENA countries (in Euros) – 1999-2012**



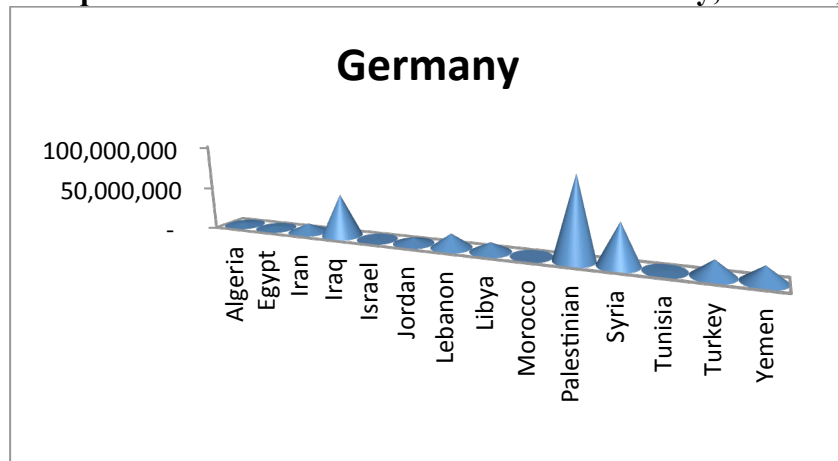
**A TYPOLOGY OF EU TEDD COUNTRIES AID TO MENA**

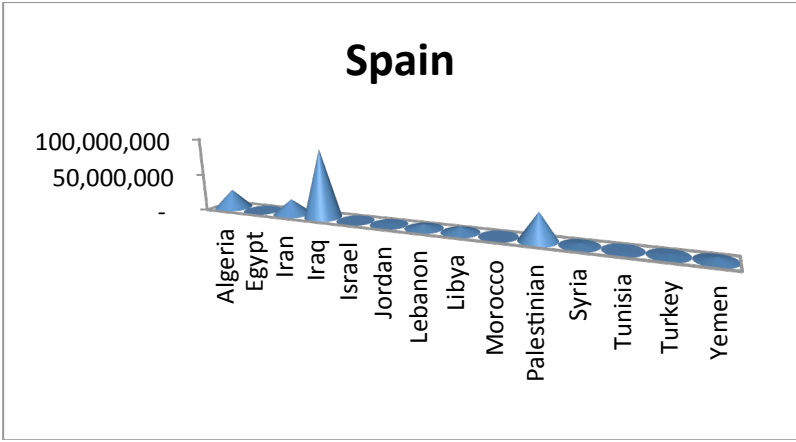
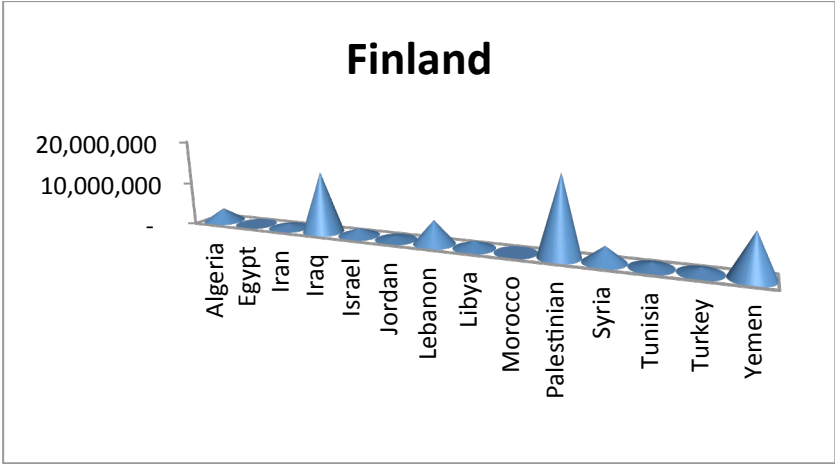
**Type One “Iraq/Palestine Territories” - Denmark, Ireland, the Netherlands, and Sweden**



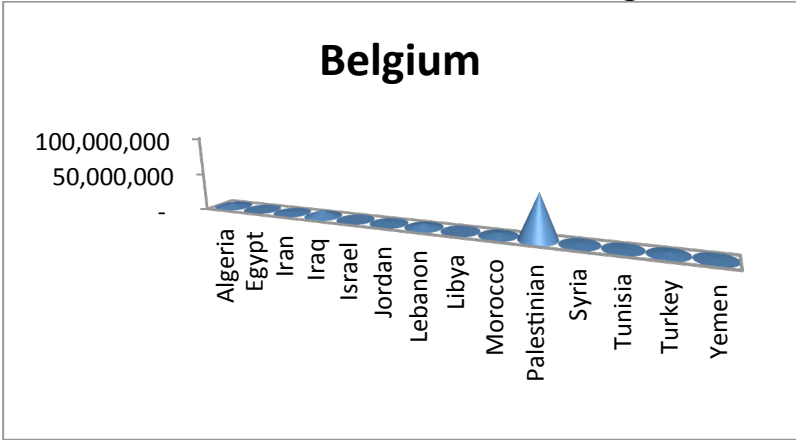


**Type Two “Iraq/Palestine Territories and Others” - Germany, Finland, and Spain**

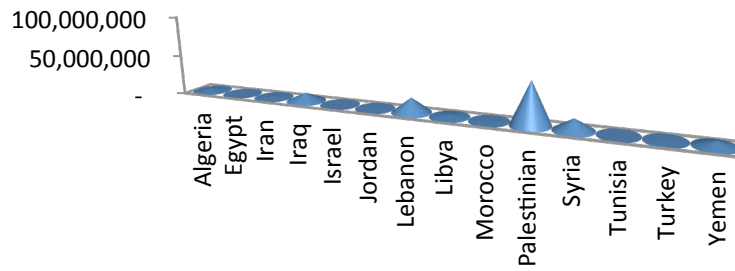




**Type Three “Palestine Territories foremost” - Belgium and France**

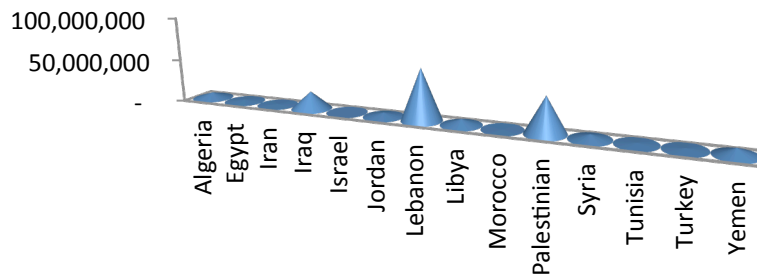


## France



## Type Four "Residual" - Italy, and UK

### Italy



### UK

